

Parent Buzz Information



22-23

Parent Buzz Demonstration

After this presentation you should:

- Know how to access RDS/Buzz
- Understand the key features of the observer account
- Understand the relationship between the RDS views and the Buzz views
- Realize the information that Buzz can provide for parents and students.

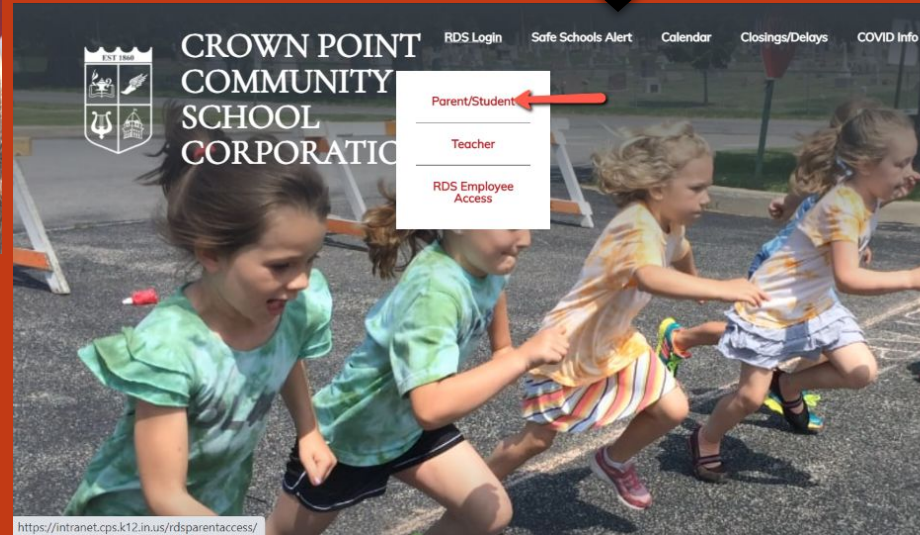


Parent Buzz Demonstration



Step 1 ↑

Step 2 ↓





You should now be at this screen and ready to enter your username and password.

RDS parent access

Username

Password

*Case-sensitive

[Forgot your password?](#)

If you do not have a user name and password, you can use your activation code to create a new account here. If you have more than one activation code, you may enter them after you create your account.

Be sure to type your Activation Code EXACTLY as it appears.

Activation Code

copyright 1985 to 2012 Regional Data Services.

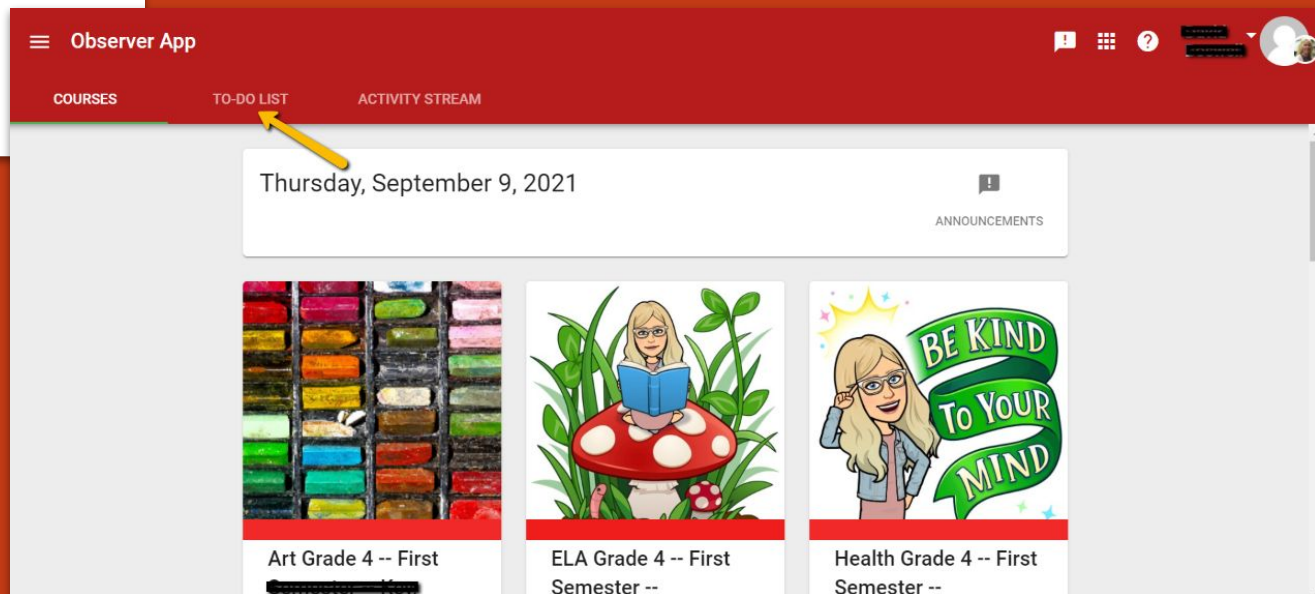
After entering your username and password, you can click *Login* or press the *Enter* key on your keyboard.

First, select a student.

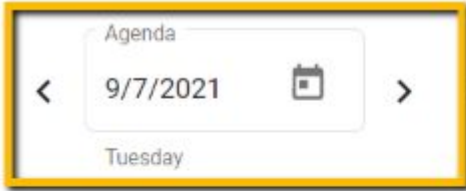
Choose a student to observe



You will then see your student's home screen. An easy way to find missing assignments is to view the overall To-Do List.



Agendas



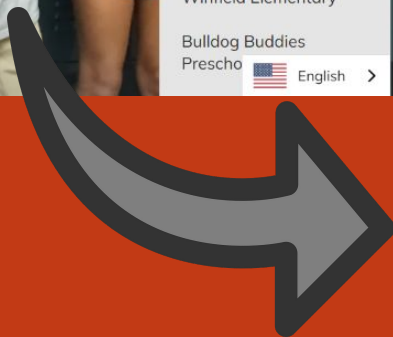
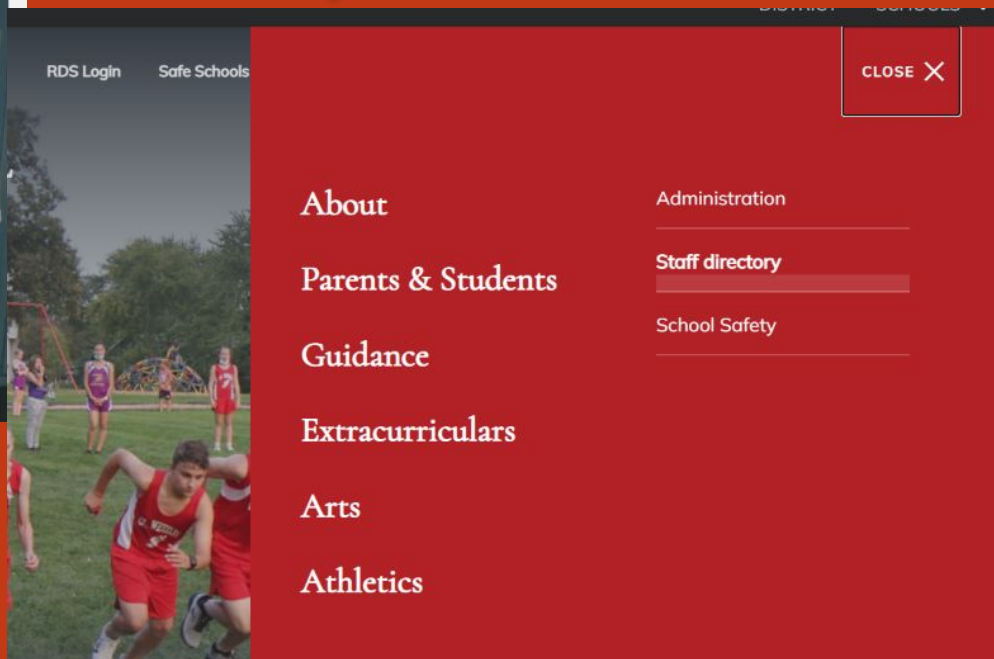
1. Go through [Mini-Lesson: What's an Inference?](#)
2. Complete [Inferring with Mini-Mysteries Skills Builder](#)
3. If time permits, play [Quizizz](#)

Today's Target: Draw inferences from the text through strong and supportive textual evidence.

Agendas are the most common way that teachers communicate their daily/weekly activities with students. They show up on the course home screen and will be open to the day. You can also click back to the Calendar window to see past communication.

Communicating with Teachers

Parents can also communicate with teachers via email or by phone. If you communicate via email, you can start on the CPCSC District website and navigate to your child's school site.



Buzz Verification Process



All Parents and students needs to verify their email accounts in Buzz.

Please watch this brief how to Verify in Buzz screencast and complete this process.



Troubleshooting



Some troubleshooting tips:

- We recommend using Chrome for the best user experience.
- Be sure to always log off of Buzz when you are done using it, especially if other family members log into Buzz on that same device.
- If Buzz seems to take a long time to load, consider clearing your browsing history, closing the browser, restarting the browser, logging into RDS, and clicking Buzz once again.



Gradebook



Observation and Inference Notes	Scientific Inquiry > Notes	100% A+	✓	Aug 31, 2021	Sep 1, 2021
Doodle Notes - Scientific Method/Variables	Scientific Inquiry > Notes			Sep 9, 2021	Sep 13, 2021
Science Skills Task Cards	Scientific Inquiry > Activities	100% A+	Yet to be graded or not yet submitted.		
Observations and Inferences- Goat by the Water	Scientific Inquiry > Activities	100% A+			
Science Skills Review	Scientific Inquiry > Activities	100% A+	✓	Sep 7, 2021	Sep 8, 2021
Rainbow Lab	Scientific Inquiry > Labs	100% A+		Feedback given to student.	
Check Point: Science Skills	Scientific Inquiry > Assessments	80% B-	✓		

How Stress Affects Your Brain--Video and Questions	1st Nine Weeks > Unit #1- Dimensions of Health > Dimensions of Health	5/5 100% A+	Student can resubmit if they see this symbol.		
Health Related Question	1st Nine Weeks > Unit #1- Dimensions of Health > Dimensions of Health	4/5 80% B-			

Want More Details?

View the video on the next slide for a screencast of a live demonstration of logging in and navigating Buzz.



Thursday, September 9, 2021

ANNOUNCEMENTS



2.0 Student
entation -- Class of
26
-2026
/21 - 8/18/26
nt score



Thank You!

Blended Instructional Design Specialists

Susan Valentine

svalentine@cps.k12.in.us

Annie Vassar

avassar@cps.k12.in.us

